

GoodReader



THE UNIVERSITY OF
WESTERN AUSTRALIA

Achieve International Excellence

Step One

Select the "GoodReader" icon on the iPad



Step Two

Read and select "OK" on the "PDF Annotations & Highlighting" message

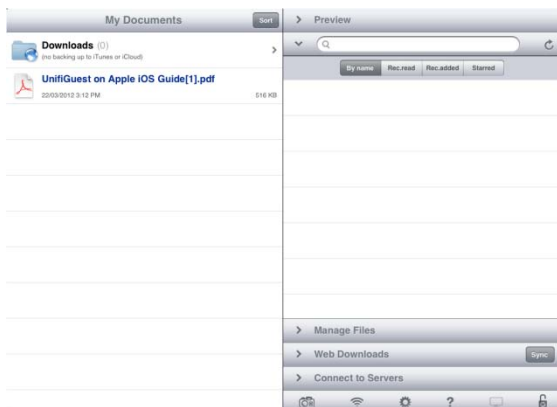


Download Documents to GoodReader

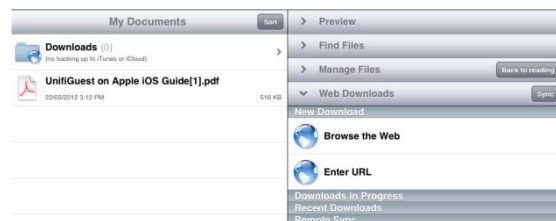
There are several methods of transferring documents to GoodReader including Web Downloads and iTunes Transfer

Web Downloads

Select "Web Downloads"



Select "Browse the Web"



Enter a URL and select "Go" on the keypad

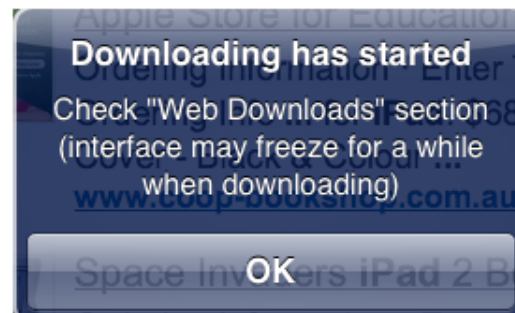


Select a link to a PDF document

Select "Download Linked File"



Select "OK" on the "Downloading has started" message



To view the document, select "My Documents"

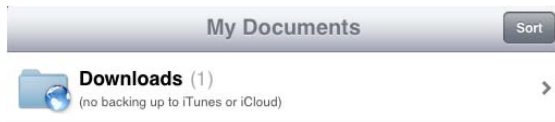
GoodReader



THE UNIVERSITY OF
WESTERN AUSTRALIA
Achieve International Excellence



Select "Downloads" under "My Documents"



Select the Document



Copy from iTunes

Connect your iPad to the computer and open iTunes

In iTunes, select your iPad from under "Devices"



Select "Apps"

Select "GoodReader" from under "File Sharing"



Select "Add"

Browse and select the document

Select "OK"

Select "Sync"

The document will be available under "My Documents" in GoodReader



Additional Help

In GoodReader select



This will present a list of help topics including other methods to transfer files to GoodReader

