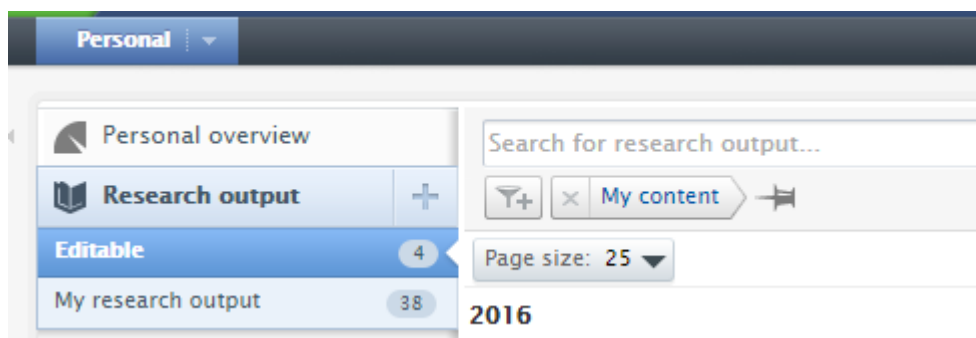


Upload a copy of the Author's Accepted Manuscript (AAM)

1. Log in to UWA Research Repository using your staff number and PHEME password.
2. Click on the 'Research output' on the left hand side, then click 'Editable'.



3. Click on the research output record that requires your AAM to be uploaded. The research output record will then appear in a pop-up window.
4. Under 'Upload a file, link or DOI', click 'Add Open Access version here (file, DOI or link)'.

Upload a file, link or DOI ?

Content input in this section is insufficient to determine the Open Access Status:
Public access to file unknown

According to the archiving policy described in RoMEO an electronic version of the work can be uploaded


► RoMEO color: Green
Can archive pre-print and post-print or publisher's version/PDF
[Read more »](#)

Open Access version of this output
FINAL PUBLISHED VERSION

 [10.1007/s12672-017-0287-4](https://doi.org/10.1007/s12672-017-0287-4) Show Edit —
Final published version
Unknown

[Add Open Access version here \(file, DOI, or link\)...](#)

Other links

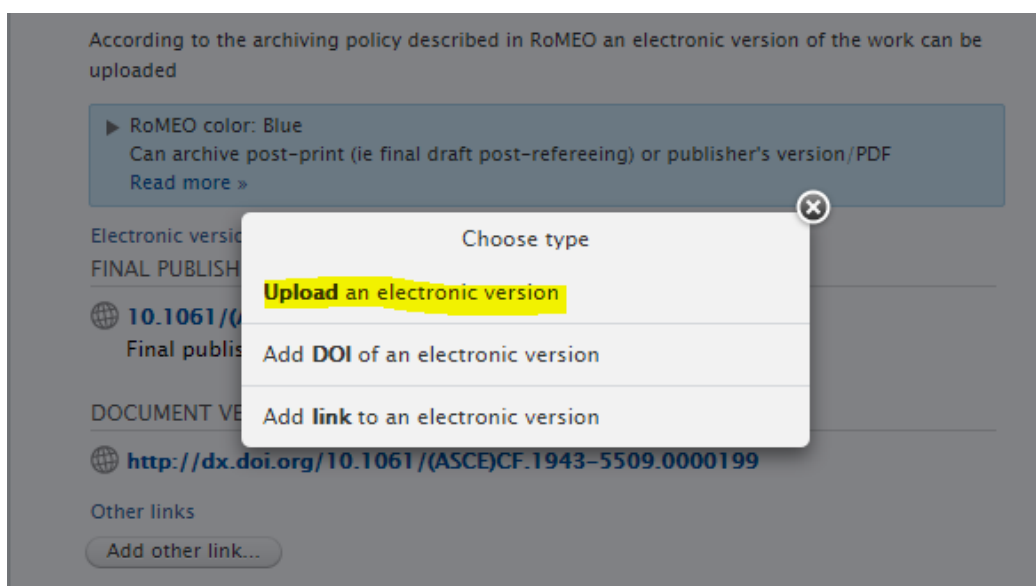
 <http://www.scopus.com/inward/record.url?scp=85013680134&partnerID=8YFLogxK> Show Edit —
Scopus publication
Link to publication in Scopus

[Add other link...](#)

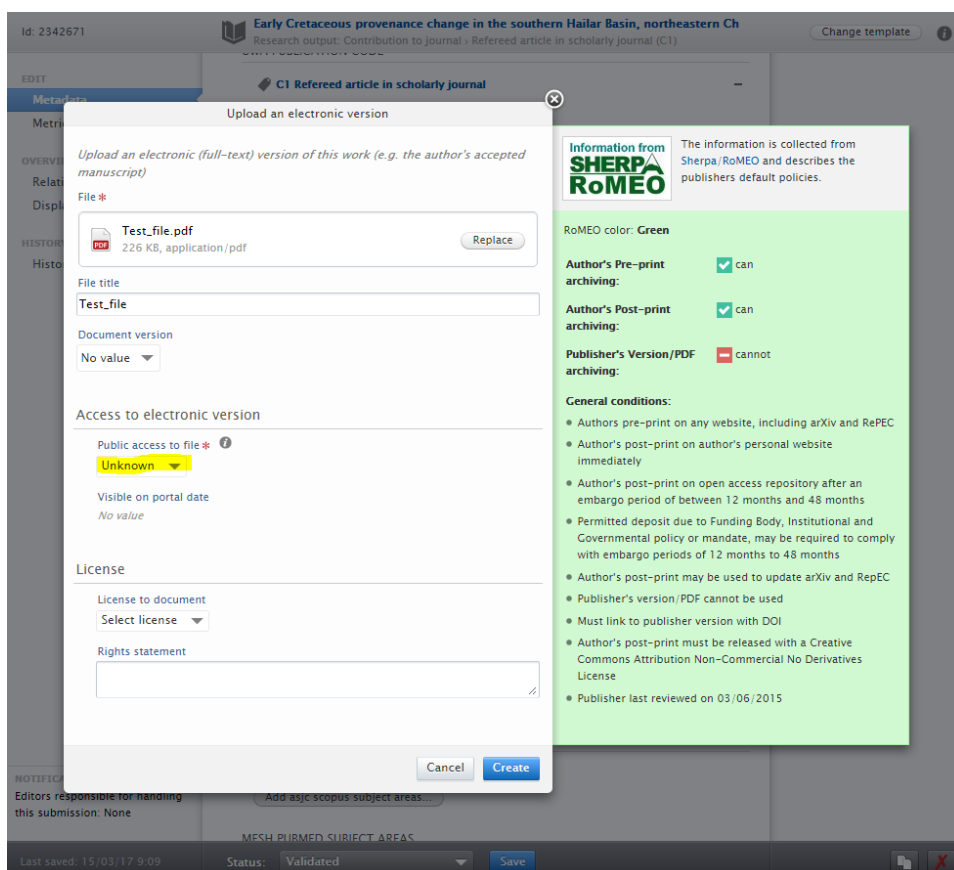
Other files

[Add other file...](#)

5. Select 'Upload an electronic version'.



6. Click 'Drag file or browse your computer'.
7. Locate the AAM from your saved location and double click on the file.
8. From the 'Public access to file' drop-down list, select 'Unknown'. Library staff will then check copyright and Publisher conditions (i.e. embargo periods, rights statements etc.), and will process the publication for Open Access if appropriate.



9. Click 'Create'.

10. Click 'Save' at the bottom of the publication record.