


Email notification that a publication has been added and how you can disclaim it if it does not belong to you

1. Publications indexed in Scopus and Web of Science by authors whose by-line is the University of Western Australia are automatically imported into the Research Repository each week.
2. If you are identified as an author of a newly imported publication, you will receive an email letting you know that you have been added as an author to that publication.

The University of Western Australia 

You were added as author to this record in the UWA Research Repository by Xanthi Christidis.

Please log into your Repository account to upload a copy of your AAM (Author's Accepted Manuscript) and add the grant ID if funded by the ARC or NHMRC. You do not need to add the AAM if your publication is in an Open Access journal, or if an Article Processing Charge (APC) has been paid. For further information:
<http://www.library.uwa.edu.au/repository/support-and-faqs>

If you are not the author, you can disclaim the publication by deleting your author entry.

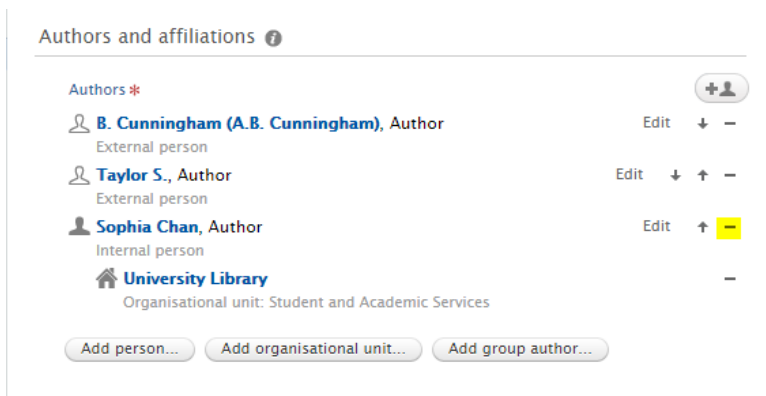
You have 1 week from the date of this email to edit the publication before it becomes "locked" and enters into the audit process. After this time you will need to email repository-lib@uwa.edu.au if you want to make any changes to the Repository record.

Kind regards,
Research Publication and Data Services, University Library

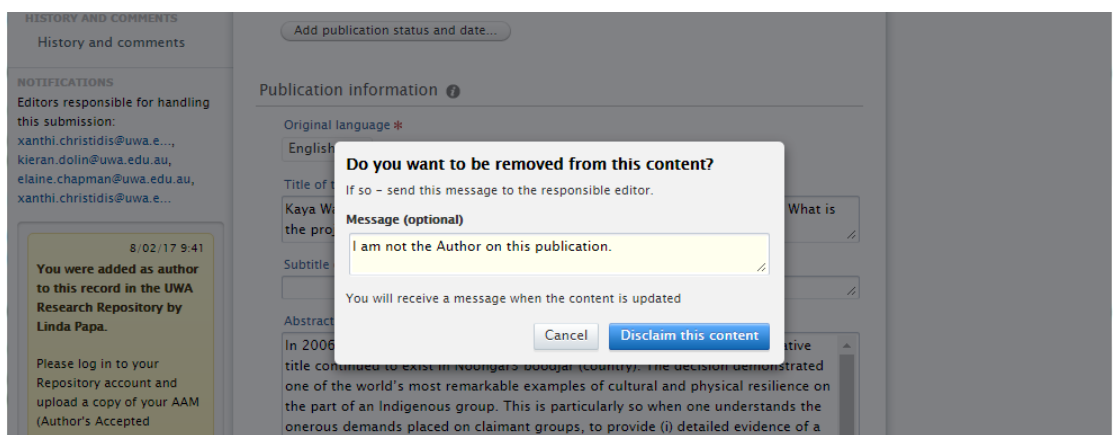
[The relationship between hearing impairment and cognitive function – Test](#)
Cunningham, B., Smith, K., Taylor, J. & Chan, S. 2016 In : Investigative Ophthalmology & Visual Science. p. 22-30
Research output: Contribution to journal > Article


Unsubscribe or control which e-mails you receive from Pure. [Change your e-mail preferences](#)

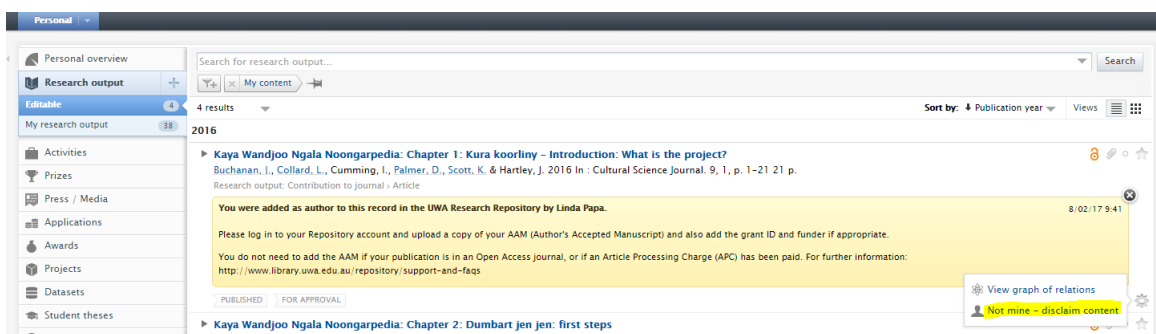
3. Click on the hyperlinked publication title which will take you to the record in the Research Repository. Double check that the publication does in fact, belong to you.
4. Upload a copy of the Author Accepted Manuscript (AAM) if you have one, as well as the NHMRC and/or ARC grant information if your publication was funded by either of these funding bodies. You can do this by following the instructions on the [FAQs](#) page ("How do I add a full text copy of my publication to the Research Repository" and "How do I add ARC and NHMRC grant details to my publication record?").
5. If you are not the author on the publication, you can disclaim it by deleting your name from the Author list. Simply click on the minus icon next to your name.



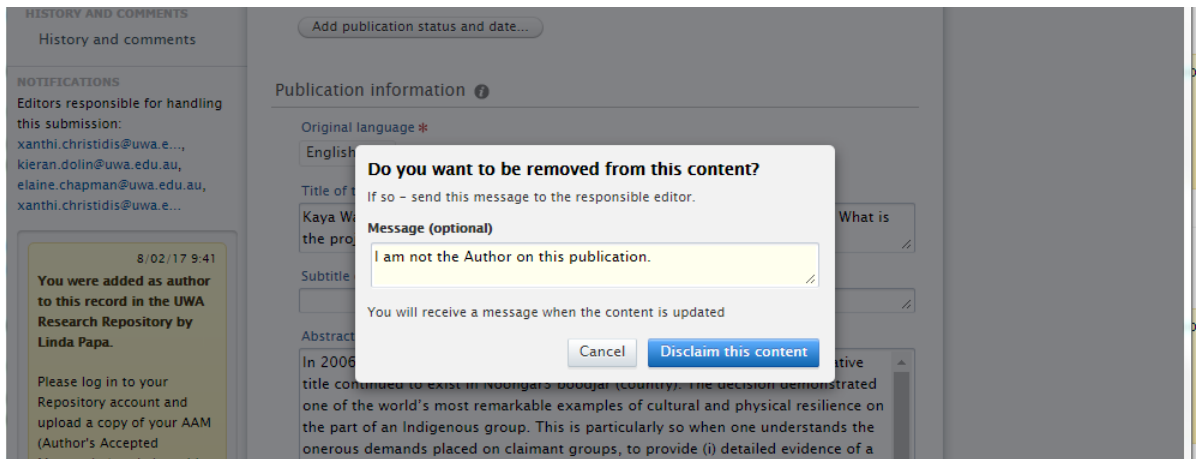
- A pop-up window will appear asking if you would like to be removed from the research output record. You can also leave an optional message for Library staff.



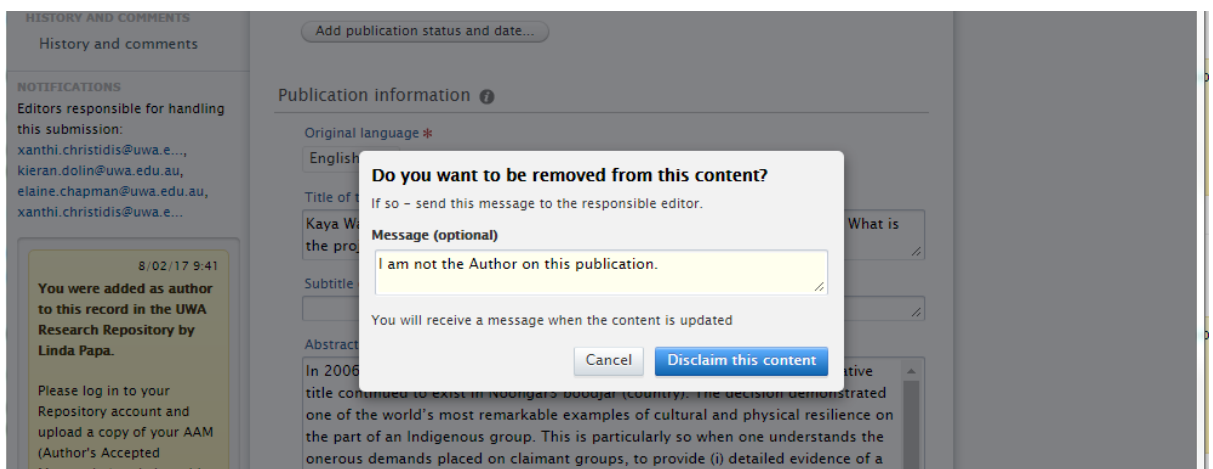
- Click 'Disclaim this content'.
- Alternatively, you can disclaim the publication from your list of research outputs. Click 'Research output' > 'Editable'.
- Hover your mouse over the research output record you wish to disclaim.
- A settings icon  will appear on the bottom right.
- Click on the settings icon, then click 'Not mine – disclaim this content'.



- A pop-up window will appear asking if you would like to be removed from the research output record. You can also leave an optional message for Library staff.



13. Click 'Disclaim this content'.



14. Library staff will then receive notification and review your claim request.

15. You have one week from the date of the email to edit the research output record before it is "locked" for processing. After this time you will be required to email repository-lib@uwa.edu.au if any changes need to be made to the record or if you would like to upload a copy of your AAM.